

MF-7800D Series

Semi-dry-head, Cylinder-bed, Top and Bottom Coverstitch Machine

DRY-HEAD

TECHNOLOGY

The advanced dry-head technology prevents oil stains.



MF-7823D-U10-B56

A world-
first
feature

Semi-dry-head, Top and Bottom Coverstitch Machine


MF-7800D Series

Semi-dry-head, Cylinder-bed, Top and Bottom Coverstitch Machine

MF-7800D Series

JUKI's dry-head technology protects sewing products from being stained with oil.

The world's first semi-dry-head top and bottom coverstitch machine has been developed. With the excellent functions inherited from the MF-7800 Series, the MF-7800D is provided with a dry frame mechanism to eliminate the cause of oil stains. Stain removing work or re-sewing work is substantially reduced by protecting sewing products from being stained with oil, thereby improving the quality of finished products.



MF-7823D-U10-B56-UT25

MF-7800D Series

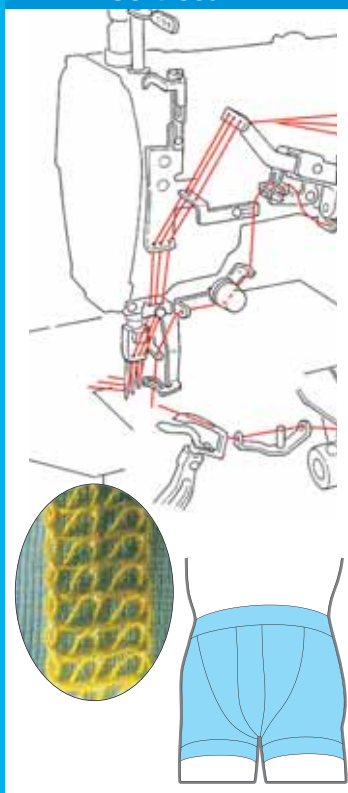
Semi-dry-head, Cylinder-bed, Top and Bottom Coverstitch Machine

MF-7800D/UT Series

Semi-dry-head, Cylinder-bed, Top and Bottom Coverstitch Machine with Top and Bottom Thread Trimming Device

It is possible to select (change over) the stitch type according to sewing items.

Soft-seam

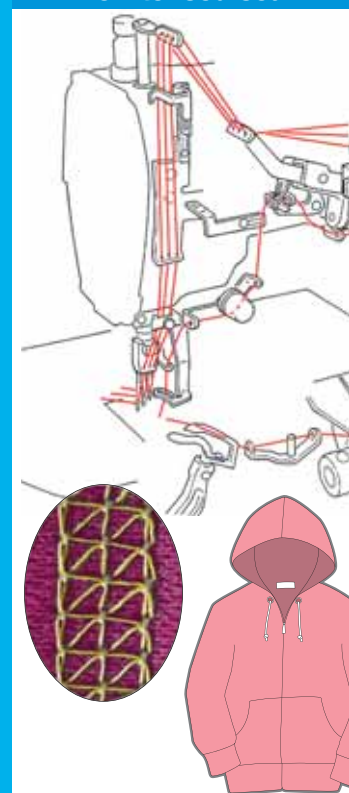



The seam conditions can be changed over according to the application or material, i.e., soft and low-tensed seams for inner wear and high-grade well-tensed seams for outer wear.

Neither the replacement of parts nor the changing of thread tension is required. The stitch type can be changed over (soft-seams/well-tensed seams) simply by changing the thread path.

By reducing the thread tension, beautifully-finished seams and satisfactorily-finished body-fitting products are produced. In addition, the machine has achieved low-vibration and low-noise operation, laying importance on comfort of sewing and ease of handling.

Well-tensed seam





The frame no longer requires oiling.

Unlike the conventional models, the oiling mechanism inside the frame has been eliminated. As a result, oil does not leak from the needle bar, presser bar or spreader shaft.



Dry-head technology has materialized a frame which does not need oiling.

The needle bar mechanism and spreader mechanism have been applied with a special surface treatment.

JUKI's unique special grease is used for lubrication. Grease-filled bearings have been adopted for the crank rod. These allow the machine's frame mechanism to demonstrate outstanding durability without being oiled.



Environmental consciousness

Since oil stains on sewing products are reduced, the quantity of the use of stain remover generally used in sewing plants can be reduced.

*Dichlorofluoroethane (HCFC-141), which is generally used in oil stain cleaning fluid, is included in those chemicals which need to be reduced, as it is a substances that can harm the ozone layer.

Simplified maintenance mechanism

The machine comes with diverse and trouble-free functions in consideration of the shop-floor.

MF-7800 and commercially-available gauge components are applicable with no additional work.

As a result of the commonality of components, commercially-available components (presser foot, throat plate and needle clamp) are now applicable and easily obtainable.

Micro-lifter mechanism

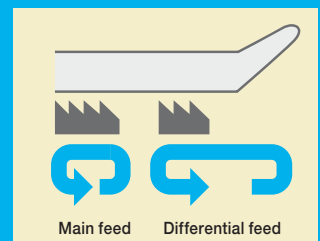
Elastic material or delicate material can be sewn with the presser foot kept slightly raised.

This effectively helps reduce the degree of slippage, warpage and damage of the material.



Differential-feed micro-adjustment mechanism

It is possible to finely adjust the differential feed amount to a best-suited value for the material to be used. In addition, the differential feed ratio remains the same even when the stitch length is changed.



Comfortable work space

The cylinder bed is designed to provide a comfortable work space, to secure not only a longer distance from machine arm to needle for covering process so as to help reduce the operator's mental pressure, but also an optimum cylinder length for hemming processes so as to ensure improved operability.

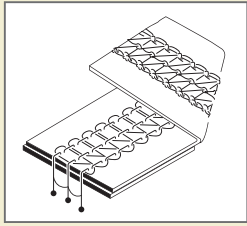
U10 Universal type (basic type)



T-shirts



Polo shirts



The machine can be used for the hemming process of the sleeves and bottoms of T-shirts and for the covering process for sportswear and knitwear.

It is not a specific-purpose model, but a basic one which can be used for a broader range of processes independently.

*Modification to the covering type and collarett attaching type model are easily achieved simply by changing the throat plate and feed dog.



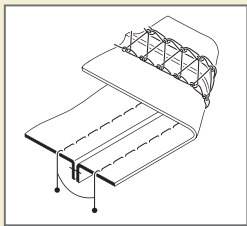
K10 for Covering




Knitwear



Sportswear



This model is best suited to covering processes for polo shirts, sportswear and knitwear.



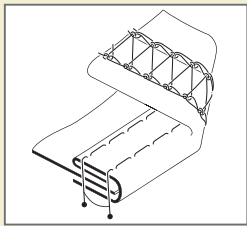
C10 for Collarett attaching



T-shirts




Briefs



This model is best suited for attaching collarett on underwear, T-shirts and briefs.

Multilayered joining parts of T-shirts can be fed smoothly due to the adoption of a special-purpose gauge.



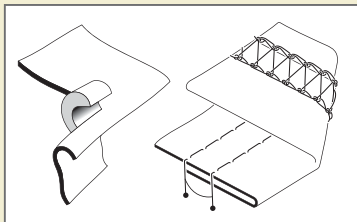
H21 for Hemming (with left hand fabric trimmer)



T-shirts



Polo shirts



This model is best suited to hemming processes for sleeves and the bottoms of T-shirts, Polo shirts, etc. It comes with a left hand fabric trimmer for trimming fabric in parallel, at all times, to the seam with consistency. The upper knife stroke can be adjusted with ease.

* The knife drive section is a unit-structure to permit easy removal. The machine is therefore used as a hemming type model without a trimming capability.



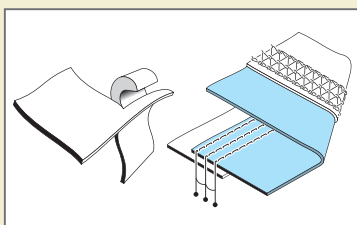
E10 for Elastic band attaching (with right hand fabric trimmer and tension roller)





Briefs



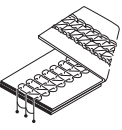
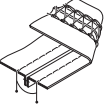
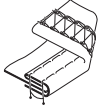
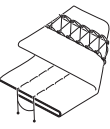
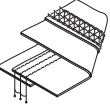
Boxer briefs



This model is best suited to endless flat elastic band sewing processes for briefs, boxer briefs, etc. The right hand fabric trimmer trims the fabric, even at a multi-layered joined part, to produce a beautiful finish with the seam and fabric edge aligned with consistency. The right hand fabric trimmer mechanism is a unit-structure to permit easy installation/removal. This contributes to easier adjustments, such as looper aligning.



List of subclass machines

Application	Seam	Model No.	Number of needles	Number of threads	Needle gauge (mm)	Stitch length *1 (mm)	Differential feed ratio *2	Presser foot lifting amount *3 (mm)	Max. sewing speed (sti/min)	
U10 Universal type (basic type)		MF-7823D-U10-B**	3	5	5.6, 6.4	0.9~3.6	1:0.9~1:1.8 (1:0.6~1:1.1)	5(8)	4,000	
		MF-7823D-U10-D**								
		MF-7823D-U10-B**/UT22								
		MF-7823D-U10-D**/UT22								
		MF-7823D-U10-B**/UT25								
		MF-7823D-U10-D**/UT25								
K10 Covering		MF-7823D-K10-B56	3	5	5.6	0.9~3.6	1:0.9~1:1.8 (1:0.6~1:1.1)	5(8)	4,000	
		MF-7823D-K10-B56/UT25								
C10 Collarett attaching		MF-7823D-C10-B56	3	5	5.6	0.9~3.6	1:0.9~1:1.8 (1:0.6~1:1.1)	5(8)	4,000	
H21 Hemming (with left hand fabric trimmer)		MF-7823D-H21-B56	3	5	5.6	0.9~3.6	1:0.9~1:1.8 (1:0.6~1:1.1)	5(8)	4,000	
		MF-7823D-H21-B56/MC36			5.6, 6.4					
		MF-7823D-H21-B56/UT22								
		MF-7823D-H21-B**/UT25								
		MF-7823D-H21-D56/UT25								5.6
		MF-7823D-H21-B**/UT25/MC35								4.8, 5.6, 6.4
MF-7823D-H21-D56/UT25/MC35	5.6									
E10 Elastic band attaching (with right hand fabric trimmer)		MF-7823D-E10-B40	3	5	4.0	0.9~3.6	1:0.9~1:1.8 (1:0.6~1:1.1)	5(7)	4,000	
		MF-7813D-E10-B56/PL11/UT24/MC35	3	4	5.6					

*1 Stitch length can be adjusted to 4.5mm at the maximum.

*2 Differential ratio can be switched by adjustment.

*3 The numeric value indicates the lifting amount of the presser foot for top and bottom coverstitch.

The numeric value given in parentheses indicates the lifting amount of the presser foot for bottom coverstitch.

*4 "sti/min" stands for "Stitches per Minute."

List of gauges

Type	C10					K10		C10			
Needle gauge	3.2mm	4.0mm	4.8mm	5.6mm	6.4mm	5.6mm	6.4mm	4.0mm	5.6mm	6.4mm	
Needle clamp	13350004	13350103	13350509	13350301	13350400	13350301	13350400	13350103	13350301	13350400	
Throat plate (tongue shape of throat plate*)	B	40058587	40058706	40040514	40040515	40040513	13352307	13352406	13351408	13351606	13351705
	D	-	40058956	40060923	40040516	40061463	-	-	40073948	40073950	-
Presser foot asm.	40058589	40058708	13376058	13375050	13375050	13375050		40056504	40056410	40056411	
Main feed dog	13431200				13430103	13430707		40056684	13430301		
Differential-feed dog	13433503				13432109	13432901		40056683	40056416		

*For the shape of the throat plate, B type is standard. The D type throat plate allows the needle thread to stretch moderately.

Type	H21				E10			
Needle gauge	4.0mm	4.8mm	5.6mm	6.4mm	4.0mm	5.6mm	6.4mm	
Needle clamp	13350103	13350509	13350301	13350400	13550103	13350301	13350400	
Throat plate (tongue shape of throat plate)	B	40058639	13445101	40041203	40041204	13356001	13356209	13356308
	D	40035066	-	40049944	-	-	-	-
Presser foot asm.	40048637	40039796	40039794		40022100	40022101		
Main feed dog	13431200		40032900		13430806	13430905		
Differential-feed dog	13433503		40040376		13433107	13433206		
Upper knife	40039364				40038754			
Lower knife	40042378				40038091			

Device

UT22 Electromagnetic type top and bottom thread trimming device/Auto-lifter

It is an electromagnetic type automatic thread trimming device/auto-lifter. The machine does not need an air compressor to achieve easy layout changing.



Electromagnetic type top and bottom thread trimming mechanism



1 Presser lifter drive mechanism
2 Thread trimmer drive mechanism

UT25 Pneumatic type top and bottom thread trimming device/Auto-lifter

It is a pneumatic automatic thread trimming device/auto-lifter. Since the automatic lift of the presser foot and automatic thread trimming can be activated by lightly depressing the pedal, work efficiency is dramatically increased.



Pneumatic type top and bottom thread trimming mechanism



1 Presser lifter drive mechanism
2 Thread trimmer drive mechanism

MC35·36 Pneumatic cloth chip suction device

Cloth chips trimmed by the hook knife are sucked away using air. So, there is no risk of sewing cloth chips in seams.

MC35 (solenoid valve type) for the servomotor or MC36 (mechanical valve type) for the clutch motor should be selected according to the use of your machine.




MC35



MC36

UT24 Pneumatic type bottom thread trimming device + Air blow type wiper / Auto-lifter

This is a pneumatic type bottom thread trimming device / auto-lifter. Air blow type wiper pneumatically handles the needle thread (i.e. places the needle thread above the presser foot) instead of the mechanical wiper.



Air blow type wiper

Compressed air / Air consumption (with automatic thread trimmer)

UT24			Air consumption dm ³ /min (ANR)	Compressed air MPa
Bottom thread trimmer / Auto-lifter	Air-blow type wiper	MC35 MC36		
○	○		182	0.5
○	○	○	637	

(with automatic thread trimmer)

UT25			Air consumption dm ³ /min (ANR)	Compressed air MPa
Top and bottom thread trimmer / Auto-lifter	Air-blow type wiper	MC35 MC36		
○			0.7	0.5
○	○		182	
○		○	456	
○	○	○	637	

PL11 Cloth puller : Flat type

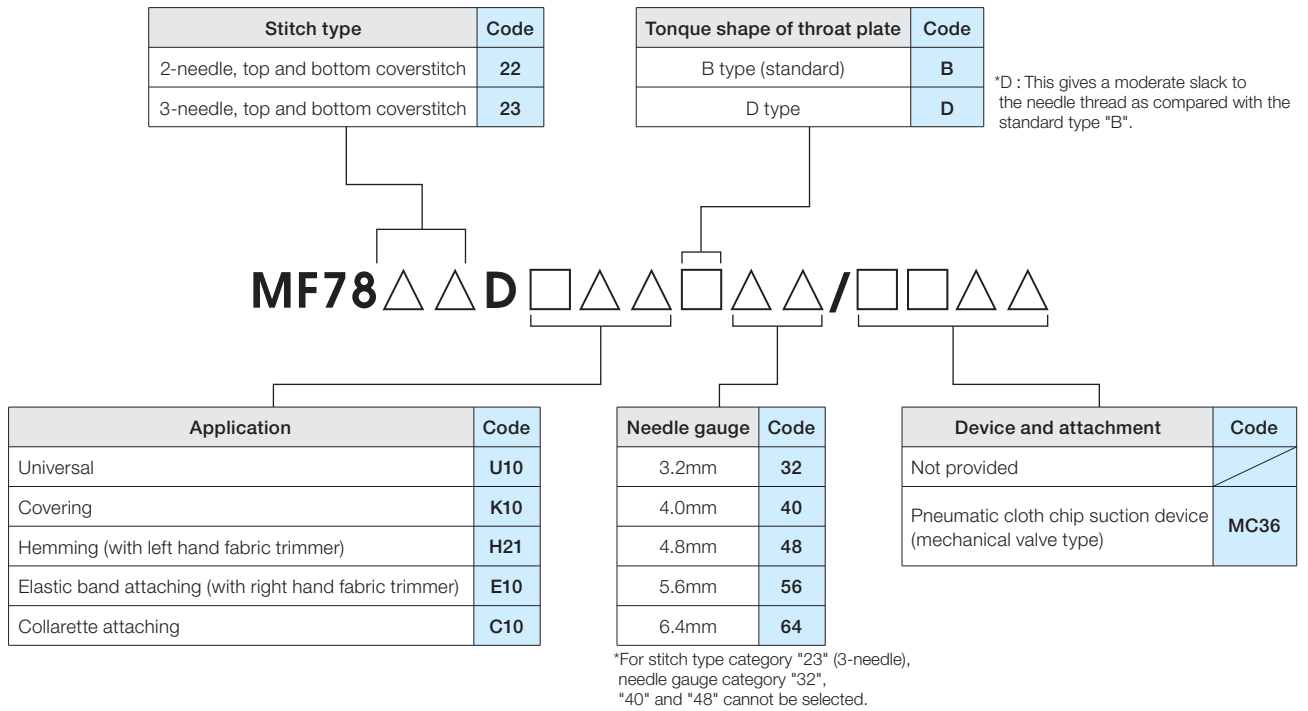
This is a flat type cloth puller. It helps feed soft material which requires a higher feeding force to assist sewing. (Example: Hemming)



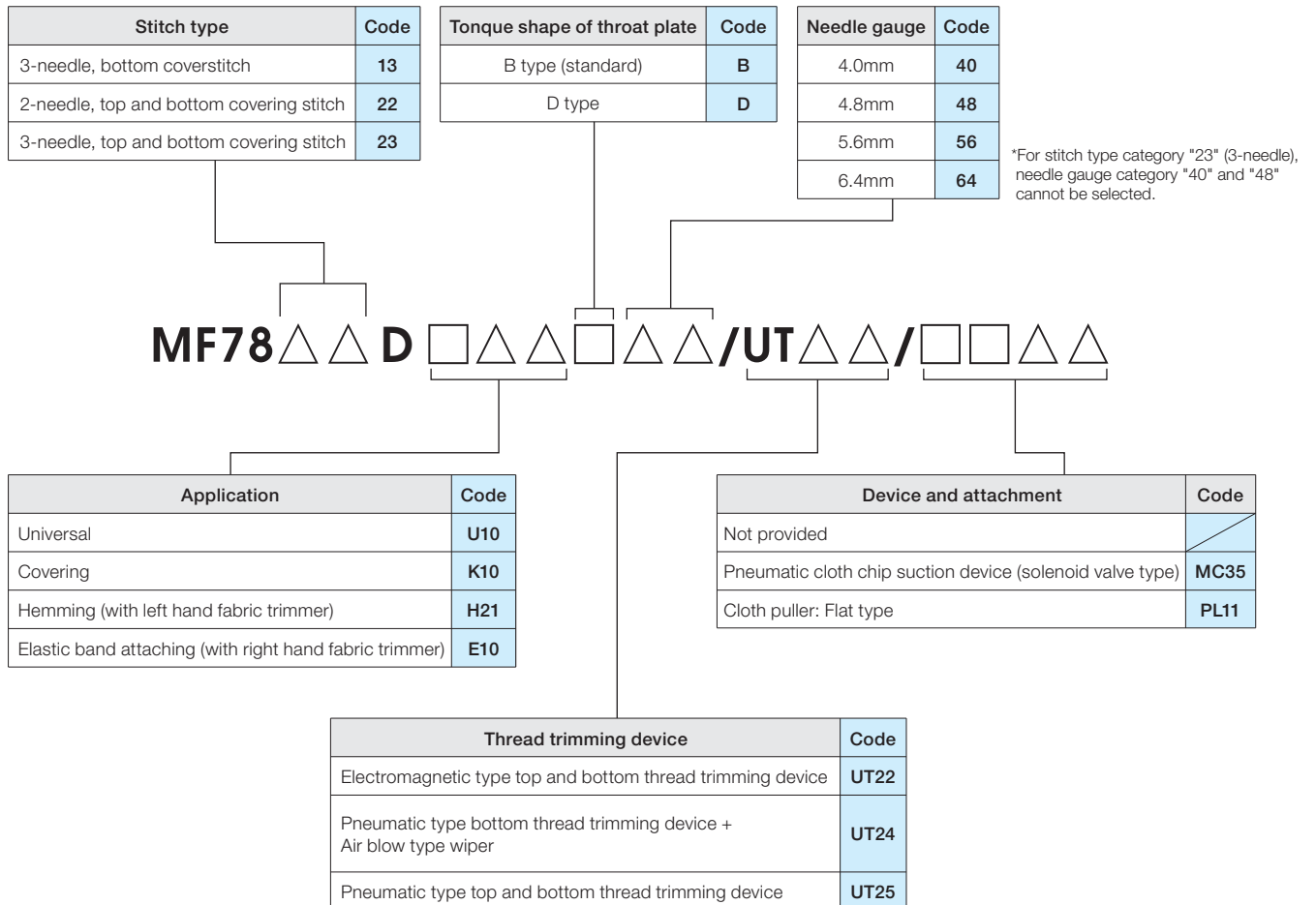
WHEN YOU PLACE ORDERS

Please note when placing orders, that the model name should be written as follows:

[without automatic thread trimmer]



[with automatic thread trimmer]



SPECIFICATIONS(U10, K10, H21, E10, C10)

Model name	MF-7800D Series	
Stitch type	2-needle / 3-needle top and bottom covering stitch	
Needle	UY128GAS #9S~#12S (standard #10S)	
Lift of the presser foot	U10, K10, H21, C10	5mm (with top and bottom covering stitch), 8mm (with bottom covering stitch)
	E10	5mm (with top and bottom covering stitch), 7mm (with bottom covering stitch)
Stitch pitch adjustment	By dial	
Differential feed adjustment	By micro-adjustment mechanism	
Lubrication	Automatic	
Lubricating oil	JUKI Machine Oil 18 (equivalent to ISO VG18)	
Feed dog inclination adjustment	Provided as standard	
Micro-lifter	Provided as standard	
Needle bar stroke converting function	31mm	
Silicon oil tank for needle tip and needle thread	Provided as standard	
Cartridge oil filter	Provided as standard	
Weight of the machine head	U10, K10, 10	42kg (without device), 44kg (with UT25), 48kg (with UT22)
	H21	43kg (without device), 45kg (with UT25), 49kg (with UT22)
	E10	43kg (without device), 48kg (with PL11), 50kg (with UT24/PL11)



JUKI CORPORATION HEAD OFFICE
Juki Corporation operates an environmental management system to promote and conduct the following as the company engages in the research, development, design, sales, distribution, and maintenance of industrial sewing machines, household sewing machines, industrial robots, etc., and in the provision of sales and maintenance services for data entry systems:
① The development of products and engineering processes that are safe to the environment
② Green procurement and green purchasing
③ Energy conservation (reduction in carbon-dioxide emissions)
④ Resource saving (reduction of papers purchased, etc.)
⑤ Reduction and recycling of waste
⑥ Improvement of logistics efficiency (modal shift and improvement of packaging, packing, etc.)

JUKI® 2-11-1, TSURUMAKI, TAMA-SHI,
TOKYO 206-8551, JAPAN
PHONE : (81) 42-357-2254
FAX : (81) 42-357-2274
http://www.juki.com

* Specifications and appearance are subject to change without prior notice for improvement.
* Read the instruction manual before putting the machine into service to ensure safety.
* This catalogue prints with environment-friendly soyink on recycle paper.